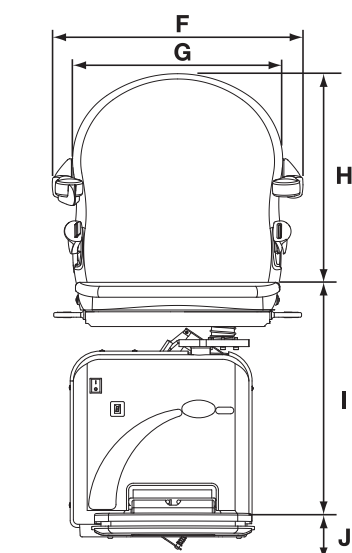
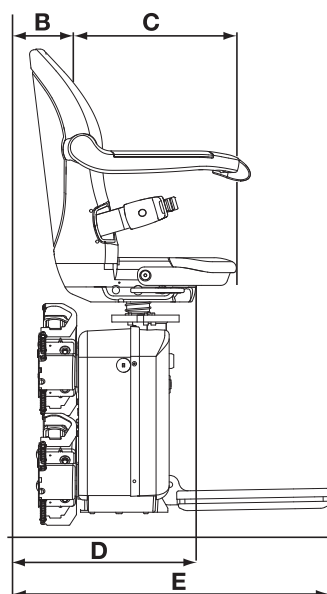
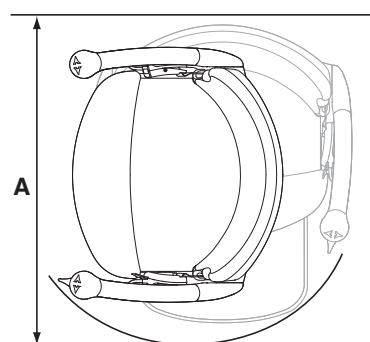


Smart seat – Handicare 2000

Twin rail curved stairlifts



Smart Seat	Dimensions
A Minimum swivel radius - With armrest spacers - With extended armrest spacers	690mm 715mm 730mm
B Wall to inner seat back	140mm
C Seat depth - With extended seat	360mm 425mm
D Minimum folded width to footplate	410mm
E Minimum open width to edge footplate	685mm
F Armrest width – external - With armrest spacers - With extended armrest spacers	550mm 590mm 635mm
G Armrest width – internal - With armrest spacers - With extended armrest spacers	465mm 515mm 565mm
H Seat back height	455mm
I Footplate to seat height - Standard seat option - Perch seat option - Fixed seat option	485-630mm 650-875mm 425-445mm
J Minimum footplate height	70mm
Minimum track intrusion into staircase	116mm
Maximum weight limit - Heavy duty version	115kg 137kg

Some of the above dimensions depend on the characteristics of the staircase in the home. Please consult the sales manual for further information about these dimensions and features of this seat. All information is provided in good faith but does not constitute a guarantee. Handicare reserves the right to alter designs and specifications without prior notice.